

87633-6 ✓ ACTIVE

AMPMODU | AMPMODU MOD 1

TE Internal #: 87633-6

PCB Mount Header, Vertical, Board-to-Board, 6 Position, 3.96 mm [.156 in] Centerline, Breakaway, Gold, Through Hole - Solder, AMPMODU MOD 1

[View on TE.com >](#)



Connectors > PCB Connectors > PCB Headers & Receptacles



PCB Connector Assembly Type: **PCB Mount Header**

PCB Mount Orientation: **Vertical**

Connector System: **Board-to-Board**

Number of Positions: **6**

Number of Rows: **1**

Features

Product Type Features

PCB Connector Assembly Type	PCB Mount Header
Connector System	Board-to-Board
Header Type	Breakaway
Connector & Contact Terminates To	Printed Circuit Board

Configuration Features

Connector Contact Load Condition	Fully Loaded
PCB Mount Orientation	Vertical
Number of Positions	6
Number of Rows	1
Board-to-Board Configuration	Parallel

Body Features

Primary Product Color	Black
-----------------------	-------

Contact Features

Contact Mating Area Length	10.29 mm[.405 in]
Mating Tab Width	1.6 mm[.063 in]
Mating Tab Thickness	.79 mm[.031 in]
Contact Base Material	Brass
Contact Mating Area Plating Material	Gold

Contact Mating Area Plating Material Thickness	.38 μm [15 μin]
------------------------------------------------	----------------------------------------

Contact Type	Pin
--------------	-----

Contact Current Rating (Max)	5 A
------------------------------	-----

Termination Features

Rectangular Termination Post & Tail Thickness	.79 mm[.031 in]
-----------------------------------------------	-----------------

Rectangular Termination Post & Tail Width	.89 mm[.035 in]
-------------------------------------------	-----------------

Termination Post & Tail Length	3.18 mm[.125 in]
--------------------------------	------------------

Termination Method to Printed Circuit Board	Through Hole - Solder
---------------------------------------------	-----------------------

Mechanical Attachment

Mating Alignment	Without
------------------	---------

Mating Alignment Type	Keyed
-----------------------	-------

PCB Mount Retention	Without
---------------------	---------

Connector Mounting Type	Board Mount
-------------------------	-------------

Housing Features

Centerline (Pitch)	3.96 mm[.156 in]
--------------------	------------------

Housing Material	Nylon
------------------	-------

Dimensions

PCB Thickness (Recommended)	1.79 mm[.07 in]
-----------------------------	-----------------

Usage Conditions

Operating Temperature Range	-65 – 105 $^{\circ}\text{C}$ [-85 – 221 $^{\circ}\text{F}$]
-----------------------------	--------------------------------------------------------------

Operation/Application

Circuit Application	Power & Signal
---------------------	----------------

Industry Standards

UL Flammability Rating	UL 94V-0
------------------------	----------

Packaging Features

Packaging Quantity	124
--------------------	-----

Packaging Type	Carton
----------------	--------

Product Compliance

For compliance documentation, visit the product page on [TE.com](https://www.te.com)>

EU RoHS Directive 2011/65/EU	Compliant
------------------------------	-----------

EU ELV Directive 2000/53/EC	Compliant
-----------------------------	-----------



China RoHS 2 Directive MIIT Order No 32, 2016	No Restricted Materials Above Threshold
EU REACH Regulation (EC) No. 1907/2006	Current ECHA Candidate List: JUNE 2022 (224) Candidate List Declared Against: JUL 2019 (201) Does not contain REACH SVHC
Halogen Content	Not Low Halogen - contains Br or Cl > 900 ppm.
Solder Process Capability	Wave solder capable to 240°C

Product Compliance Disclaimer

This information is provided based on reasonable inquiry of our suppliers and represents our current actual knowledge based on the information they provided. This information is subject to change. The part numbers that TE has identified as EU RoHS compliant have a maximum concentration of 0.1% by weight in homogenous materials for lead, hexavalent chromium, mercury, PBB, PBDE, DBP, BBP, DEHP, DIBP, and 0.01% for cadmium, or qualify for an exemption to these limits as defined in the Annexes of Directive 2011/65/EU (RoHS2). Finished electrical and electronic equipment products will be CE marked as required by Directive 2011/65/EU. Components may not be CE marked. Additionally, the part numbers that TE has identified as EU ELV compliant have a maximum concentration of 0.1% by weight in homogenous materials for lead, hexavalent chromium, and mercury, and 0.01% for cadmium, or qualify for an exemption to these limits as defined in the Annexes of Directive 2000/53/EC (ELV). Regarding the REACH Regulation, the information TE provides on SVHC in articles for this part number is based on the latest European Chemicals Agency (ECHA) 'Guidance on requirements for substances in articles' posted at this URL: <https://echa.europa.eu/guidance-documents/guidance-on-reach>

Compatible Parts



TE Part # 87986-6
06 MODI BDMNT RCPT SR .156CL




TE Part # 87984-6
06 MODI BDMNT RCPT SR .156CL



TE Part # 87988-6
06 MODI BDMNT RCPT SR .156CL


Also in the Series | AMPMODU MOD 1




Automotive Terminals(6)



Board-to-Board Connector Contacts (104)




Board-to-Board Jumpers & Shunts(5)




Insertion & Extraction Tools(1)



PCB Connector Keying(2)



PCB Headers & Receptacles(372)

Wire-to-Board Connector Assemblies
& Housings(44)

Wire-to-Board Connector Contacts(2)

Documents

Product Drawings

[06 MOD1 HDR SRST .156CL](#)

English

Product Specifications

[Product Specification](#)

English

Instruction Sheets

[Instruction Sheet \(U.S.\)](#)

English

[AMPMODU HEADER ASSEMBLIES \(WITH MOD 1 POSTS\)](#)

English